



### Editor's Model of the Month

So what if it isn't a train? The ubiquitous American pickup truck is always found around the right-of-way, railyards, and sidings of the prototype and of our model railroads alike. Neal Schorr won first place in the Bring'n'Brag contest last month for this O scale model of a 1970 Ford F-150. In order to give this vehicle the patina of a 10 year old work truck, Neal disassembled the model to spray the sheet metal with Dullcote, then he weathered it with chalks to give the body panels and bed the patented rust spots (especially around the wheel wells), and requisite grime and dirt you would expect on a work truck. As a finishing touch, he replaced the license plate with one from Pennsylvania ca. 1980, to help to establish the age and condition of the truck.

### Meeting Schedule

**October 16, 2022** - Division 2 Meeting, 2:30pm  
Rochester Area Heritage Society  
350 Adams Street  
Rochester, PA 15074  
Program: Neal Schorr, "Modeling Highways"

**November 20, 2022** - Division 2 Meeting, 2:30pm  
New Eagle VFD Social Hall  
156 Chess Street  
New Eagle, PA 15067  
Program: Jimmy Braum, EBT update | Swap Meet

### Bring'n'Brag

- |     |   |
|-----|---|
| Jan | Anything goes                             |
| Feb | Motive Power: Diesel, Electric & Traction |
| Mar | Motive Power: Steam                       |
| Apr | ** Model Railroad Jamboree **             |
| May | Freight Cars                              |
| Jun | Non-Revenue (incl. cabooses)              |
| Aug | Passenger Cars                            |
| Sep | Vehicles                                  |
| Oct | Structures                                |
| Nov | Prototype Photos                          |

Get the Color Version of the Keystone Flyer — as well as Online Extras — as soon as it comes out and other Division 2 news flashes and announcements via email. Contact Susan Werner:

[swerner48@yahoo.com](mailto:swerner48@yahoo.com)

Submission Deadline for next *Flyer*:  
October 23, 2022

Visit us online at  
[keystonedivision.org](http://keystonedivision.org)



## From the Super's Desk

We had a great turnout for the September meeting in Steubenville with 37 members and 2 guests attending.

Our Program Speaker, Jim Hill of the Wheeling and Lake Erie provided an excellent presentation on the railroad and its operation.

We've been trying to engage our membership at division meetings and we had a really spirited discussion about "What's on Your Workbench." For those who haven't attended a division meeting in a while, I hope you will join us soon because we're having a good time!

We've mentioned a few times that we'd like to include articles about our members' home layouts in the *Keystone Flyer*. Why not consider sending in an article with some pictures? It doesn't need to be a long article and it doesn't have to be a Pulitzer candidate. Just tell us your story because you're like every other member in the division and we'd like to hear from you.

If not a layout article, how about a story about something you built? Other members would appreciate hearing how you approached the build and what problems you had and overcame. Even your mistakes are something that we all can learn from.

In my last column and at the meeting, I discussed "Who did you meet today?" -- hoping to create opportunities for members to meet each other. At the meeting, one of our members suggested putting a small bio of a member in the *Keystone Flyer* every month. I think that is a great idea! We'll begin picking members at random and sending a list of questions for you to answer and we'll publish it. You will, of course, have the option of declining, but I really hope everyone will be willing. We have 197 members and it would be great if we had a chance to learn about every one of you!

... *Dennis Coglianese*

### Division Elected Officers

#### Superintendent

Dennis Coglianese  
(412) 418-9150  
DJCoglianese@comcast.net

#### Asst. Superintendent

George Pandelios  
(717) 503-3192  
gpandelios@verizon.net

#### Chief Clerk

Mike DeSensi  
(412) 613-4383  
chiefclerk.div2@gmail.com

### Division Appointed Officers

#### Treasurer

Jeff Gregg  
(724) 348-5855  
jwg625@comcast.net

#### Company Store

Susan Werner  
(724) 379-8584  
swerner48@yahoo.com

#### Achievement Program

Dennis Vaccaro  
(724) 929-2190  
vaccaro\_dennis@yahoo.com

#### Bring'n'Brag

Tracy Boyd  
(410) 919-7115  
Richard Terek  
rjtgbg1@comcast.net

#### Webmaster & Membership

Tom Gaus  
(412) 731-8846  
webmaster@keystonedivision.org

#### Keystone Flyer Editor

Patrick Altdorfer  
(412) 559-3079  
patrick.altdorfer@gmail.com

#### Jamboree Committee

Grier Kuehn                      gekuehn@comcast.net  
Neal Schorr                      naskss@yahoo.com

#### Module Committees

FreeMo (HO scale) group  
Patrick Altdorfer              patrick.altdorfer@gmail.com

T-Trak (N scale) group  
Richie Jodon                    richjodon30@gmail.com  
Jim Braum                       jimmy\_braum@yahoo.com

The *Keystone Flyer* is published ten times a year by Division Two of the National Model Railroad Association, Mid-Central Region. Subscription to the *Flyer* is included with your NMRA membership and sent via e-mail directly to each member who chooses to receive the newsletter in this format. Alternatively, you may also read the *Flyer* online, or download a copy onto your computer or mobile device by navigating to the link on the Division Two website [[www.keystonedivision.org](http://www.keystonedivision.org)]. Members without internet access or an e-mail address may request a printed copy from the Division; please send your name, address, and phone number to: Patrick Altdorfer, Editor, 6333 Morrowfield Avenue, Pittsburgh, PA 15217. Pike ads are available to publicize your home or club model rail empires for a \$15.00 yearly fee. You may supply artwork or have it produced by the editor for a nominal fee. Pike ads are also posted in full color on the Division website.

## September 18, 2022 Business Meeting

The September Division Two meeting was called to order by Superintendent Dennis Coglianese at 2:30 PM with 37 members present and two guests. The meeting was held at the Schiappa Library in Steubenville, Ohio. The superintendent recognized our host the Ornery Bunch with Bob DiBenedetto thanking everyone for attending this event. Pass the hat was distributed. We had one new member, Alex LaFrankie, from Monongahela, Pa. He mod-els HO Scale with his theme of the PRR in the 40's and 50's.

The two guests were Gene Shaffer and our program speaker Jim Hill from the Wheeling and Lake Erie Railroad.

Superintendent Coglianese asked for a motion to accept the minutes as published in the Keystone Flyer. Motion was ap-proved and accepted by voice vote.

### Committee Reports

Keystone Flyer — Patrick Altdorfer said the deadline for the next issue will be September 25th and he also mentioned that he needs more content for the Flyer.

Treasurer — Jeff Gregg was not present, but Susan Werner gave the report to the Superintendent and we are still financially sol-vent.

Programs — Assistant Superintendent George Pandelios present-ed, the October meeting will be at the Rochester Area Historical Society in Rochester, PA. The November meeting will be a swap meet at the New Eagle VFD Social Hall and Jim Braum will pre-sent a program on the East Broad Top.

Membership and Website: Tom Gaus was not present, so there is no report.

Free-Mo — Pat Altdorfer stated that the group planned to set up at the Greenberg Show November 5 and 6 at Monroeville Con-vention Center.

Bring 'n' Brag — Rick Terek said there are two different topics this month, Vehicles and Passenger Cars. This is because of the Picnic being cancelled in August. The winners are announced later in the newsletter (page 5).

Video Library — Bud Brock was not present, so there is no re-port.

Achievement Program — Dennis Vaccaro was absent, but Susan Werner stepped in and gave a corrected certificate to Richard Turton for his Master Builders Structures, which was number six. He needs one more to become a Master Model Railroader. Jimmy Braum was presented a Merit Award for his Covered Hopper.

T-Trak — Jimmy Braum stated that they are waiting on approval from the Greenberg show to set up in November.

Regional Convention — Keith DeVault stated that he has the Trolley Museum Tour lined up. We're waiting on bus companies to provide costs for transportation. You can now register for the convention online and the hotel link is up and running on the website. So far 15 clinics have been finalized along with the ban-quet Speaker. Remember the Date: May 4-7, 2023 at the Double-tree by Hilton Hotel at Cranberry, PA.

Old Business: The superintendent opened up a discussion creat-ing an award for Promoting the Hobby which would be in honor of the late Jim Sacco. Discussion followed on the criteria for this award and Grier Kuehn was appointed Committee Chair to come up with the criteria.

New Business: The superintendent talked about Record Reten-tion. We need to make sure we are preserving our old newslet-ters, logos, constitution and by-laws for safe keeping into the future. He is looking for a chair person for this project. It would be saved to the cloud and the chair person would come up with all the record retention items needed for this project.

### For the Good of the Division

Susan Werner showed off the Convention Shirt with the logo, it looks really nice!

Grier Kuehn mentioned that the October issue of Model Rail-roader has an article written by Jim Ferguson, one of our mem-bers.

Neal Schorr talked about his son Steven working on the Reading and Northern and most of the employees on the railroad enjoy model trains.


The superintendent asked the first-place winners to give a brief talk on their entries. Joel Everly talked about his two executive cars, named for his daughters and the numbers on the cars were his daughters' birthdays. Neil Schorr talked about his Ford-150 pickup truck model, how he weathered it, put rust on the vehicle, and put on an era-appropriate Pennsylvania license plate.

### What's on your workbench?

The superintendent got five volunteers to talk about what they were working on, and then it was announced that the late Carl Volkwein had donated 100 pieces of flex track and 300 different pieces of N Scale rolling stock to the Ohio Valley Lines model railroad club in Ambridge; he also donated other items to the DARE Program and its Historical Society in Washington County for their layout. Ken Hanawalt also stated that Carl gave him 36 hoppers for his Turtle Creek Railroad.

Meeting was finished at 3:26 PM and then we were presented a program on the Wheeling and Lake Erie Railroad by its Vice President of Transportation, Jim Hill.





Susan Werner, CEO  
292 Salem Church Rd.  
Belle Vernon, PA 15012  
swerner48@yahoo.com

## Cumberland and Lake Erie Railroad



"The Laurel Ridge Route"

D. E. Baker, V.P. of Operations  
118 Laurlis Lane, Johnstown, PA 15904 dbakerr@aol.com



## HUNTINGDON NORTHERN RAILWAY



"THE ALLEGHENY ROUTE"

R.J. Prehoda, Operations Manager

Serving Southwestern Pennsylvania with connections to:  
B&O, CP&W, Erie Lackawanna, N&W, NYC, P&WV, PRR, WM



## Turtle Creek Railroad

"The Hardshell Route"

Serving the Center of the Universe

Ken Hanawalt (724) 941-3186  
email: TurtleCreekRailroad@verizon.net


Snappy Service

## FREEMPORT AND CONEMAUGH The Yellowjacket Line

## SALTSBURG AND SLICKVILLE

Serving PA Coal Country

Robert Livrone, Owner/Operator Lower Burrell, PA



## PRR Panhandle Division



George Pandelios Chief Engineer  
Member: NMRA, TCA, PRRT&HS  
717.503.3192 gpandelios@verizon.net



The ASPEN SUB along the B&O  
from Morgantown to Keyser

Keith and Janet DeVault  
546 Aspen Street, Morgantown, WV  
(304) 276-2509 devaultkj@comcast.net

--- YOUR AD HERE ---


HO/HON3



## Blacklog & Shade Gap Eastern Railroad

Vagel Keller, Gen'l. Manager  
vckeller@comcast.net

Follow our construction progress online at:  
[http://www.railroad-line.com/forum/topic.asp?TOPIC\\_ID=22893](http://www.railroad-line.com/forum/topic.asp?TOPIC_ID=22893)



## PENNSYLVANIA RAILROAD NORTH JERSEY BRANCH

John W. Wesner  
Owner & Chief Engineer  
3844 Henley Dr., Pittsburgh, PA 15235  
412-731-7393 wesnerj@asme.org



## PENNSYLVANIA RAILROAD MIDDLE DIVISION

Hey kids, you too can be a fan of the  
great Standard Railroad of the World!

Neal A. Schorr - Owner & Chief Engineer



## LEBANON VALLEY RR

Serving Pittsburgh Suburbia and Beyond  
Phineas T. Foonman, Emperor and CEO

Jim Ferguson (412) 561-5203  
email: drfergie44@gmail.com



## BALTIMORE & OHIO WESTERN MARYLAND Consolidated Rail System



with connections to P&LE, PRR, C&O, EL, NYC

Chief Engineer John Bennett  
Phone: (814) 241-5547  
Johnstown, PA



## Rutland & Rock Ridge

232 Old Farm Road  
Cranberry Township, PA 16066

Haulin' Black Diamonds

Fred Roney, President  
fredron@zoominternet.net



## FORKS RIDGE RAILWAY



Gary P. Nastase - President & CEO  
Kathleen A. Nastase - Train Wifey ... R.I.P.  
207 State Street  
Woodbury, PA 16695  
gpnastaseo2jzo@gmail.com

Route of the  
Whitetail

15  
LAYOUTS  
AND  
GROWING  
N-HO-O-G

## THE O.R.N.Ry BUNCH



PANHANDLE BRIDGE STEUBENVILLE, OHIO

CONTACT  
JOEL EVERLY  
(740) 282-9854  
NEW MEMBERS  
WELCOME

OHIO RIVER NORTHERN RAILWAY CLUB

# Bring'n'Brag

Tracy Boyd/Richard Terek

August and September 2022

The Bring and Brag model contest saw two categories this month, a carry over for the missed August picnic. They were **Vehicles** and **Passengers Cars**. The winners were as follows:

## Passenger Cars (August)

- 1st Place: Joel Everly, for 2 shorty Executive Cars
- 2nd Place: Rick Montgomery, for his PRR Passenger Cars
- 3rd Place: Jim Braum, for his AVDC Observation car

## Vehicles (September)

- 1st Place: Neal Schorr, for his red Ford F-150 pickup truck
- 2nd Place: Rick Montgomery, for his Conrail Crew Buses
- 3rd Place: Jim Braum, for his 3D printed vehicles

[Photos of September entries are on the next page.]

Next month's category will be structures. Hope to see you all there and looking forward to see what you bring!



Joel Everly built two "shorty" executive cars based on the Walthers "Piker" and "Oscar" kits; painted them with his railroad's blue-on-blue livery, super-detailed their interiors, and finally named them for his daughters.



Above: Rick Montgomery won second place for his PRR passenger cars, built from English "Tri-Ang" (1919-1971) kits. The model at left was built stock, but Rick super-detailed the model at right with weathering, a detailed interior (including painted seats, passengers, shades, and decals), and added metal wheelsets, couplers, and diaphragms. Below: Jimmy Braum modeled this observation car to show his freelance road's financial straits (the wear and tear is the witness for postponed maintenance on his AVDC pike). He airbrushed the car Conrail Blue and added decals ("East Allegheny" pays homage to his road's home region).



The October contest category is **Structures**. Bring your entry to the meeting **no later than 2pm** on **Sunday, October 16** in order for your model to be considered in the contest.

Name	pts	Name	pts
Jimmy Braum	9	Ray Helster	2
Joel Everly	9	George Pandelios	2
Rick Montgomery	7	Mark Vinsky	1
Jim Hofer	4	Bob DiBenedetto	1
Neal Schorr	3		

The category for September was "Vehicles." The three fine entries that were submitted are pictured here.

*Cover photo, and right:* Neal Schorr super-detailed this Ford F-Series pickup truck, as described on the cover, and won first place in the contest for Vehicles.

*Center:* Rick Montgomery won second place for his two HO scale Conrail crew busses; which he painted and decaled to match the prototype photos in the background.



*Above:* Jimmy Braum won third place for his tractor cab and heavy duty tow truck. He 3-D printed these models from files he found on "Thingiverse"; then primed the cabs, airbrushed them, and then hand-painted smaller details (like lights) with a brush.

### **Classified Advertisement**

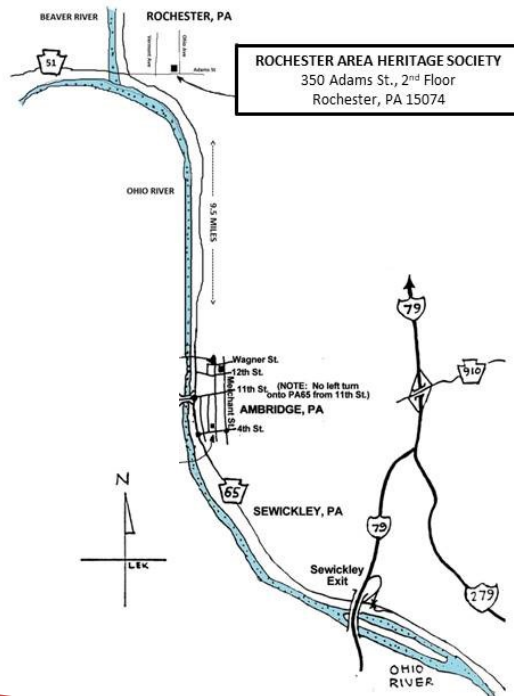
Estate Sale: HO scale and O scale Bessemer motive power, rolling stock and buildings for sale from brother's estate. Please contact Randy Tarr if interested: 304-634-0588. Susan Werner has spoken to Randy about this equipment and may be able to provide details, if you cannot reach Randy.

# MEETING TIMETABLE

**October 16:**

## Rochester Area Heritage Society

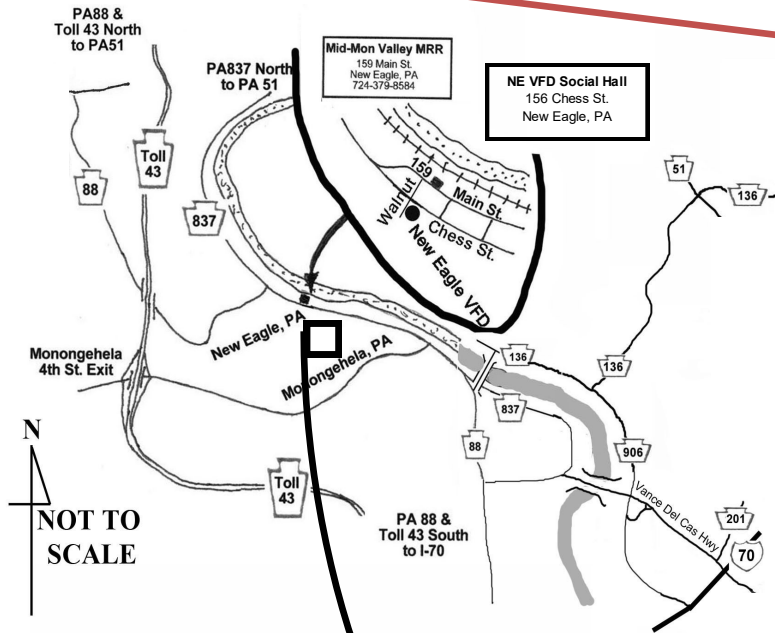
Our October meeting returns to the Rochester Area Heritage Society, where we have met a few times in the past. There are layouts in several scales, along with historical artifacts of the Rochester and Beaver County area more generally. If you are familiar with Neal Schorr's modeling and writing, you know of his interest in highway engineering; this month he will put that knowledge at our disposal to present a clinic on "Modeling Highways" to show how to accurately model roads on your layout. The presentation includes basic modeling techniques, how to correctly recreate the era that you are modeling, and will cover details such as pavement markings, signage, and guardrails.



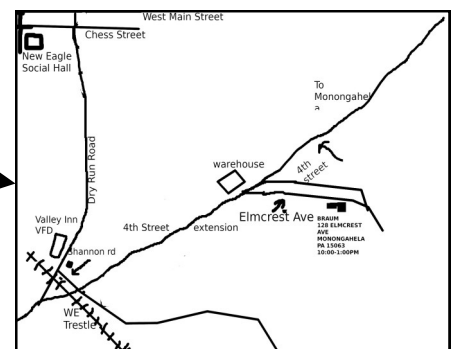
**November 20:**

## New Eagle VFD Social Hall

Our November meeting will be held at our traditional site, the New Eagle VFD Social Hall (156 Chess Street, New Eagle, PA 15067), hosted again by the Mid-Mon Valley Model RR Club whose layouts will also be open before the meeting (one street over, at 159 Main Street), and we will again hold a Swap Meet in the Social Hall at the meeting. You may bring your no longer wanted items for sale, and plenty of cash to acquire items to sell at future train shows or swap meets — or use them on your own layout, more bang for the buck! Jimmy Braum will present a program on the East Broad Top Railroad and its progress over the past year, since he reported on developments at our November 2021 meeting. He will also have his layout open before the meeting from 10am to 1pm.




NOT TO SCALE



**The Keystone Flyer**  
 Division Two, NMRA, MCR  
 P.O. Box 223  
 Gastonville, PA 15336



**NEXT MEETING:**  
**October 16, 2022**, Rochester Area Heritage Society, Rochester, PA

 <p><b>Mon Valley Railroad Historical Society</b>        128 Pleasant Street        Morgantown, WV 26505</p> <p>Meeting Thursdays at 7:00 PM  <a href="http://www.MVRRC.org">www.MVRRC.org</a>        Call Rich Henderson (304) 276-1046 for more info</p>	 <p><b>MID-MON VALLEY MODEL RAILROAD CLUB</b></p> <p><b>159 Main Street, New Eagle, PA</b>  <b>Meetings: Fridays 7:30 pm</b></p>
 <p><b>Visitors Welcome</b>  <b>MEMBERSHIP OPEN</b></p> <p>2209 Walnut Street        McKeesport, PA</p> <p><b>Open Wednesday &amp; Friday Evenings</b></p>	 <ul style="list-style-type: none"> <li>• HO &amp; N Scale Layouts</li> <li>• T-TRAK Modular Display Layout</li> <li>• Extensive Library &amp; Video Collection</li> </ul> <p><b>OHIO VALLEY LINES</b>        1225 MERCHANT ST AMBRIDGE PA 15003</p> <p><a href="http://www.ohiovalleylines.org">www.ohiovalleylines.org</a> info@ohiovalleylines.org        Open Every Monday 7:30PM – 10:00PM Memberships available!!</p>
<p><b>All aspects of "S":</b></p> <ul style="list-style-type: none"> <li>• Scale • Narrow Gauge</li> <li>• Hirail • American Flyer</li> </ul> <p>Monthly meetings    Two portable layouts  <b>Membership open</b>    Contact: Jon Knox 724-287-6829</p> 	 <p><b>BEAVER COUNTY MODEL RAILROAD and HISTORICAL SOCIETY</b></p> <p>416 6th St.    Monaca, PA 15061</p>  <p>Visitors Welcome</p> <p>Worknights: Tuesdays 7:30  <a href="http://www.bcmrr.railfan.net">www.bcmrr.railfan.net</a></p>



## PRR Panhandle Division: A Scale Railroad on 3 Rails

by George Pandelios

My PRR Panhandle Division is, to borrow a phrase from Neal Schorr, a scale railroad that happens to run on 3 rails. I am happy to forgo track and coupler accuracy for the improved reliability and electrical simplicity of AC powered O scale 3-rail trains. With Phantom track and ballasting, the middle rail quickly fades into the background as the viewer focuses on accurate scenery and the visual impact of O scale.

*Right: A passenger and a freight train pass each other as they cross the Ohio River Bridge at Weirton, WV.*



*Above: The Grif Teller painting "Crossroads of Commerce."*

## The Prototype: Background & History

This layout is my second version of the 7 miles of the PRR Panhandle that ran through the northern panhandle of West Virginia and Steubenville, OH. In existence from 1848 through 1995, the Panhandle was a second mainline of Pennsylvania Railroad and connected Pittsburgh with St. Louis. Grif Teller immortalized the double track bridge across the Ohio River in the painting "Crossroads of Commerce," which appeared in the 1953 PRR calendar. That bridge still stands and the track services Weirton Steel (now Cliffs). Unfortunately, from Weirton Junction through Burgettstown and points east, the track has been pulled up and the right of way has been converted to a hiking / bike trail.

## Operational Goals

The Panhandle was conceived with the idea that it would be operated by a small crew. As such it has the following operational goals:

- Allow the simultaneous operation of at least 3 trains on the mainline and up to 3 switchers in yards or sidings.
- Use a signaling system that prevents collisions.
- Have curves large enough to permit the use of the largest PRR locomotives and passenger cars (requires O72).
- Permit the running of longer trains (10-20 hoppers or 8 passenger cars).
- Make use of a Staging Area to permit the switching of loaded cars for empties and vice-versa as well as permit the storage of made-up "through" trains.

## Vital Statistics

**Size & Shape:** Folded dog bone – 11' x 47'. Of that, there is an 11' x 7.5' staging yard at one end behind the Weirton Steel divider.

**Track:** Mostly GarGraves Phantom 3-rail with mostly Ross Custom Switch turnouts. There are also some Curtis HiRail sectional curves and a few Curtis HiRail turnouts. There are forty-four switches in all wired to 3 switch buses.

**Yards:** Weirton Junction (including Standard Slag), Weirton Steel, Staging Area, and sidings at Armour Packing and Federal PaperBoard.

**Command System:** Lionel's TMCC (Train Master Command Control). Turnouts are equipped with Z-Stuff DZ-2500c switch machines which can be controlled by both TMCC and pushbuttons in the fascia.

**Wiring & Blocking:** 8 power districts are supplied by a centrally located power distribution panel using bus wiring. These districts are 1) River Route (a separate, scenicked loop suitable for children's use – either command or conventionally operated); 2) Steubenville; 3) PRR Bridge – Eastbound; 4) PRR Bridge – Westbound; 5) Weirton; 6) Weirton Junction / Standard Slag; 7) Weirton Steel Yard; 8) Staging Area.

**Power:** Two (2) Lionel Powerhouse 135s and six (6) Powerhouse 180 transformers supply power to districts 1-8. Two (2) K-Line PowerChief 120F accessory transformers power switch machines, signal bridges, and train signals. All building lights, traffic signals, and street lights use various 3VDC, 5VDC, and 12VDC power supplies.

**Signals:** Z-Stuff DZ-1060 PRR position signals and MTH PRR signal bridges provide signaling in the counter-clockwise direction only.

## Major Features

### Steubenville, OH

The city of Steubenville will occupy the western section of the layout. The focus will be on the Market Street and its intersection with 6<sup>th</sup>, 5<sup>th</sup>, and 4<sup>th</sup> Streets. Water Street will also be featured. A number of recognizable structures are planned - PRR station, Paramount Theater, Hub Department Store, S.S. Kresge, National Bank Exchange, and the Sinclair Building among others.

### Weirton, WV

The city of Weirton will feature the intersection of County Road, Main Street, and Pennsylvania Avenue. Businesses in North Weirton as well as the Mill Administration Building and the Quality Control Lab will be modeled. The Crawford's Crossing overpass will slice between mill buildings as it did in the prototype.



*Top:* A view looking east across the bridge; *above:* detail of underpass carrying the Cleveland and Pittsburgh River Route, as in the prototype, beneath the western end of the bridge.

## Weirton Steel

Backed by the blast furnaces depicted on the divider, Weirton Steel will feature a yard tower, the Blooming Mill, the Open Hearth, and the Strip Steel mill. Led by its own switchers, intermediate steel products will move among these mills and slag trains will depart for Standard Slag. For now, mockups occupy the space.

## Weirton Junction / Standard Slag

The tower and yard at Weirton Junction will be modeled. Of the 6 tracks in the yard, one will be reserved for Standard Slag and the dumping of slag cars.

## Bridge Across the Ohio River

The centerpiece of the layout is a replica of the bridge across the Ohio River between Steubenville and Weirton. The river itself is 8' wide (2400 square inches) with the bridge measuring 11' 9". The area is fully detailed and scenicked and has been featured in a series of articles in *O Scale Trains* magazine.

On the western shore, the Cleveland & Pittsburgh River Route crosses under the bridge as does the prototype. The West Virginia shore features the stone arch approach (with hobo camp beneath) and the captive backwater area of the Ohio. Wildlife abounds



on both sides of the river – you never know what you might find.

*Left:* Hobo encampment under the stone arch on the eastern side of the bridge; *right:* Wildlife in the Ohio River backwater — Watch out!



## State of the Layout

As of this writing, the layout is roughly 40% along. The Staging Area is complete. Both river banks, the river area, bridge, and its approaches are complete and fully scenicked. Weirton Steel benchwork is complete with the construction of several mill buildings under way. Scenery work in the Steubenville station area is in progress.

